

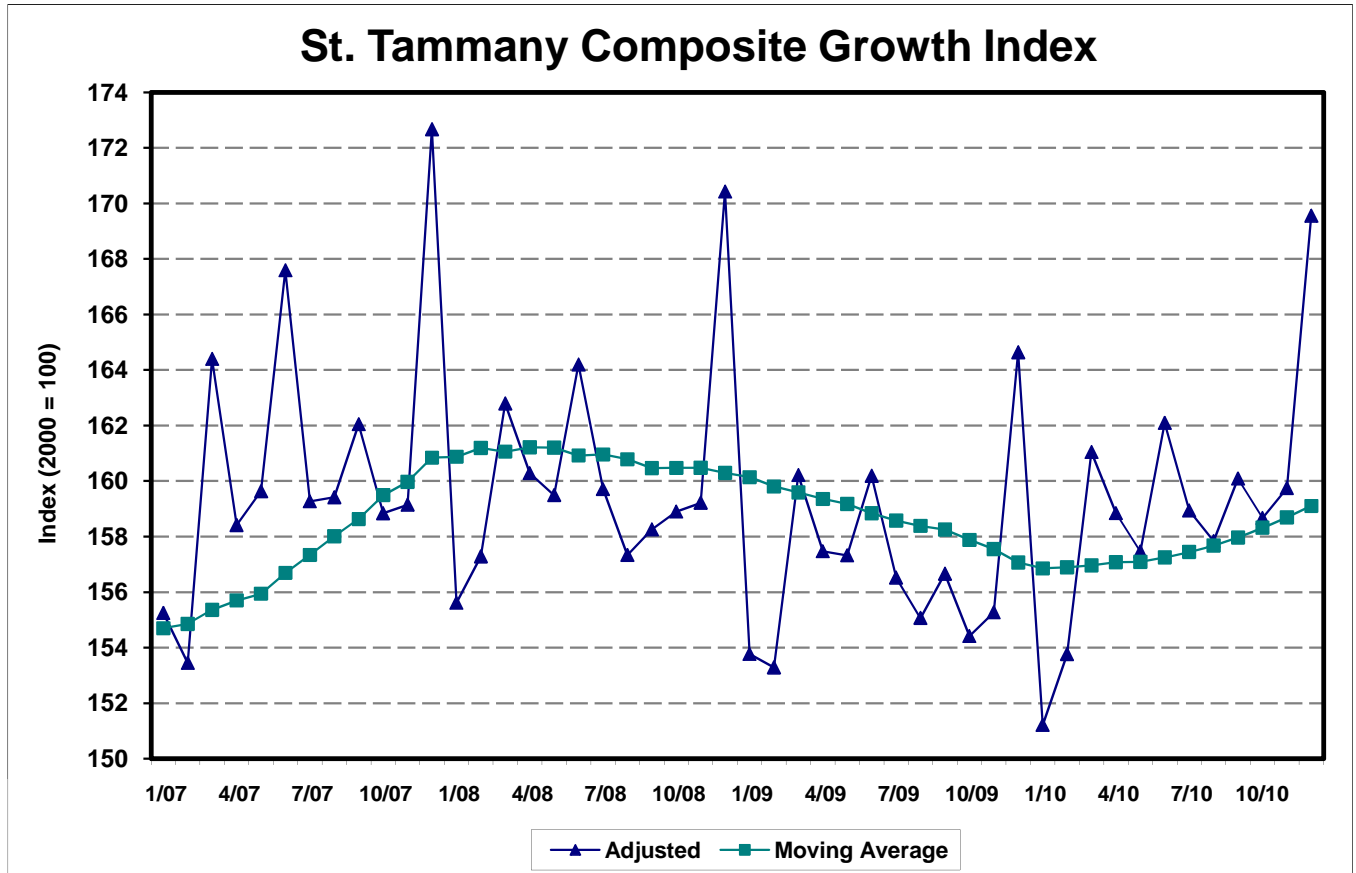
# St. Tammany Economic Growth Index

St. Tammany Economic Development Foundation

21489 Koop Drive, Suite 7

Mandeville, LA 70471

(985) 809-7874



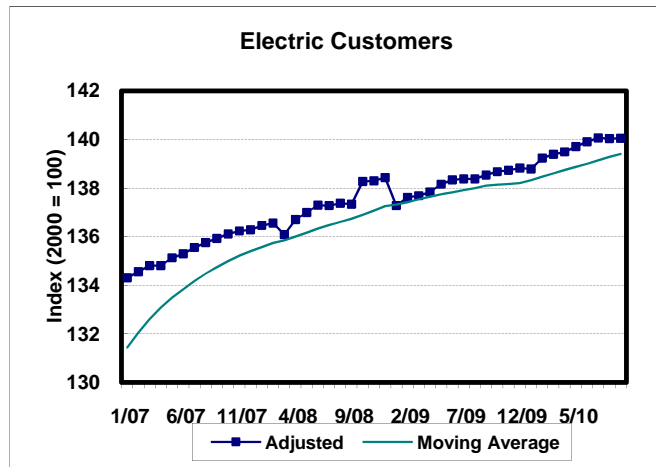
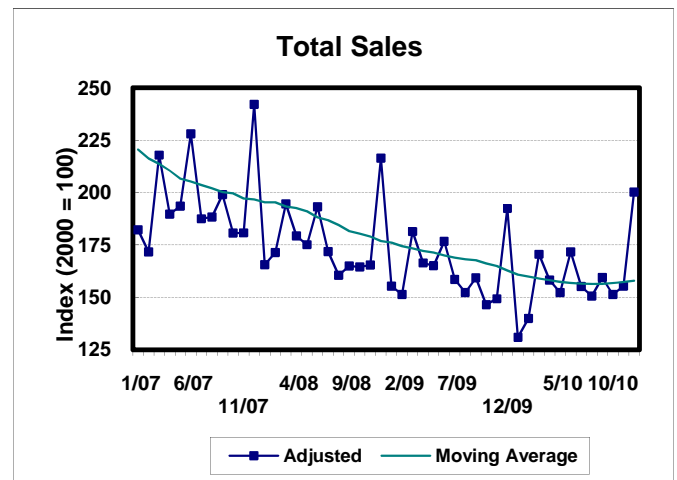
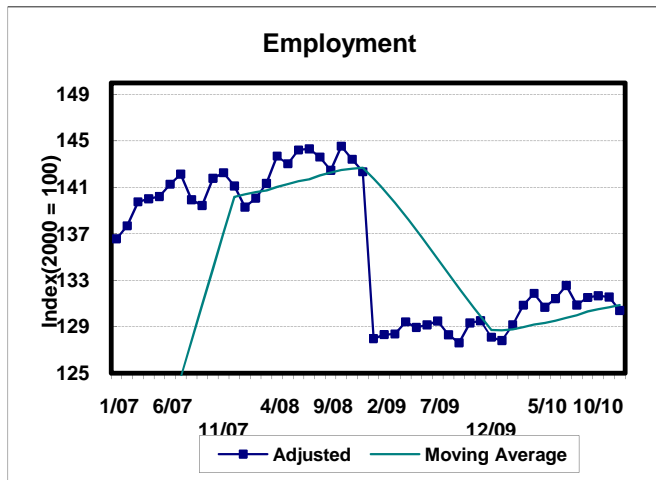
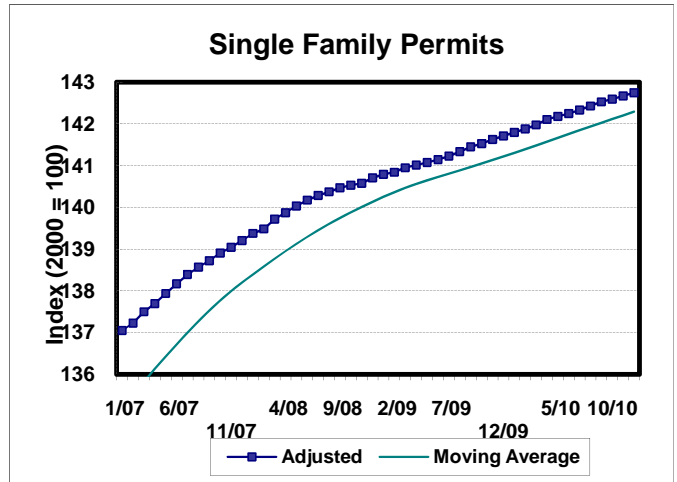
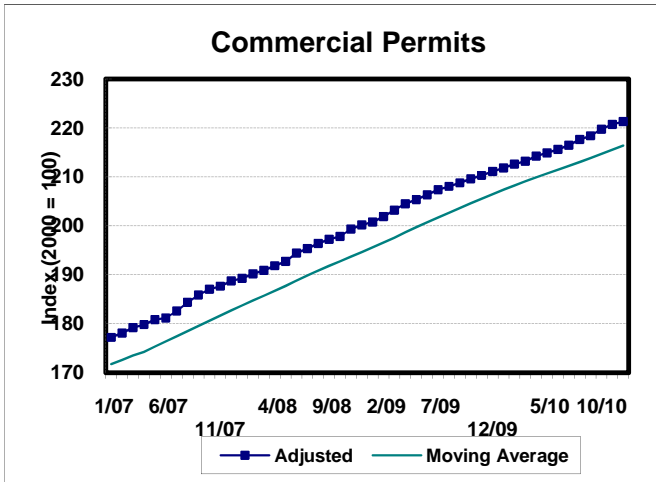
## Notes

The St. Tammany Parish Economic Growth Index is a measure of economic expansion comparing changes in five economic components over time thus, collectively, tracking changes and growth of the St. Tammany economy. Components used to develop the composite economic index include employment, single family building permits, Parish total sales (computed from parish sales tax), electric customers, and commercial building permits. Weighted ratios of each component are totaled to produce a composite index. For a look at the components comprising the composite index, see the back of this page.

## Quarterly Summary

Economic conditions improved in St. Tammany Parish in the fourth quarter 2010 as economic expansion grew at a 2.9% rate compared to economic conditions in 3Q09. The 12-month expansion rate was 1.3%. During 4Q10 all five of the components making up the composite index increased, commercial building permits, up 4.9%; employment, up 1.7%; electric customer count, up 1.1%; single family building permits, up 0.7%; and total sales, up 4.1%. The 12-month expansion rate was drawn down somewhat by total sales as seen in the composite index breakdown. Commercial building permits were up 4.8%; employment, up 1.7%; electric customer count, up 1.1%; single family building permits, up 0.8% and total sales, down 3.0%. During the first seven months of 2010, total sales were negative when compared with corresponding months in 2009. Although the last five months of 2010 were positive in their comparison with similar months in 2009 it was not enough to pull the entire year into a positive position. December total sales usually spike compared with total sales for the other months during the year. The December 2010 sales spike might not have been expected especially considering the height of the December spike due to the consumers' concern about the economy (nationally) and job concerns during 2010. Whether this end of year spike is a sign that St. Tammany Parish consumers are becoming less concerned about the economy or not will be reflected in coming months' sales in 2010. What ever happens, going forward, the Parish economy looks to be in good shape as the quarterly and moving average curves continue to move in an upward direction.

# St. Tammany Economy At A Glance



Sources: St. Tammany Sheriff's Office; St. Tammany Parish Permit Office, Washington-St. Tammany Electric Co-op, CLECO, Louisiana Department of Labor, and St. Tammany Parish Tourist and Convention Commission.

The ST. TAMMANY ECONOMIC GROWTH INDEX is developed by John C. Borland, CCR, Director of Borland Econometrics and published quarterly by the St. Tammany Economic Development Foundation. Correspondence should be addressed to: 21489 Koop Drive, Suite 7, Mandeville, LA 70471. Telephone: (985) 809-7874. Web: [www.stedf.org](http://www.stedf.org). Copyright 2004. All rights reserved.