

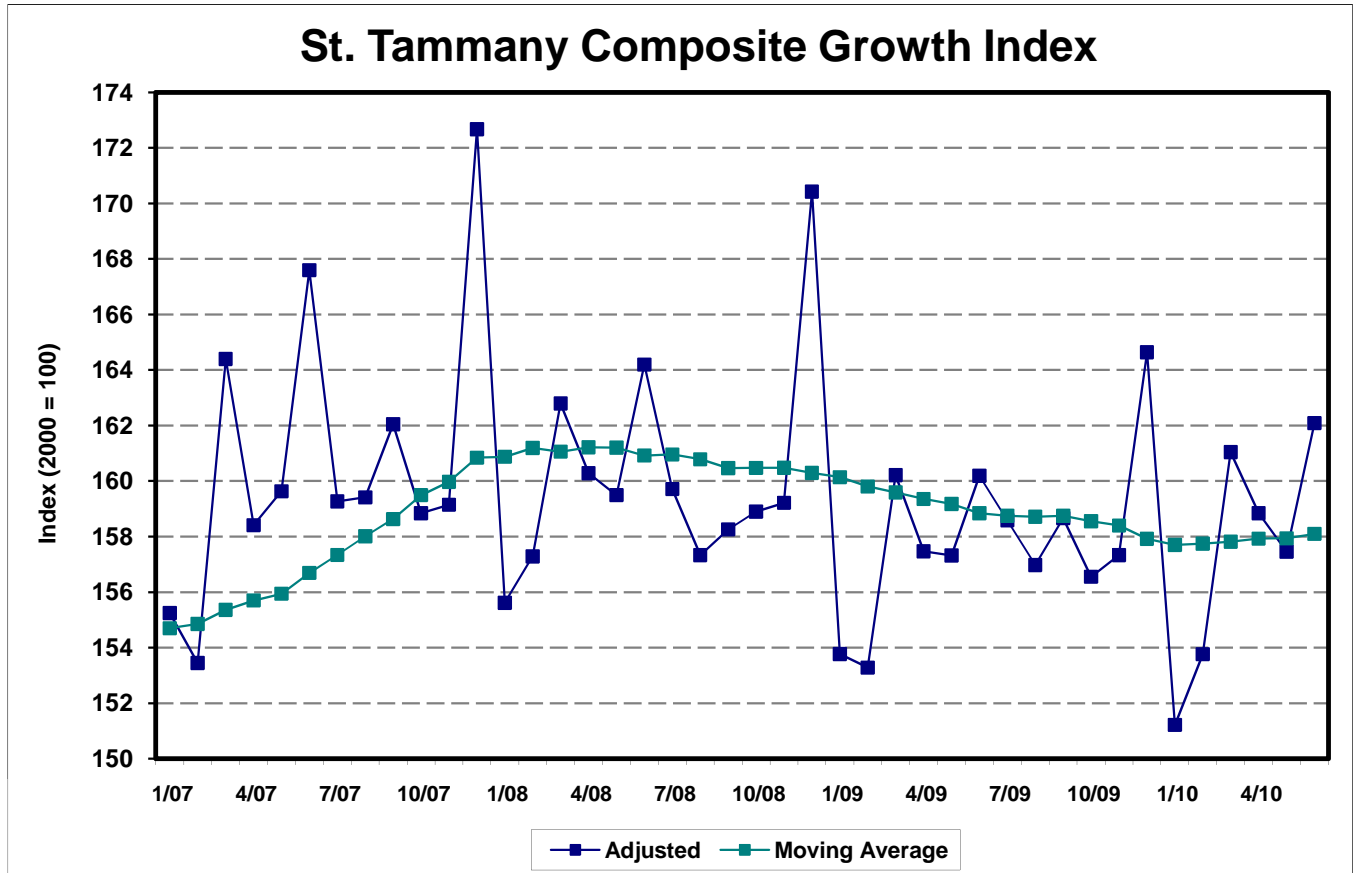
# St. Tammany Economic Growth Index

St. Tammany Economic Development Foundation

21489 Koop Drive, Suite 7

Mandeville. LA 70471

(985) 809-7874



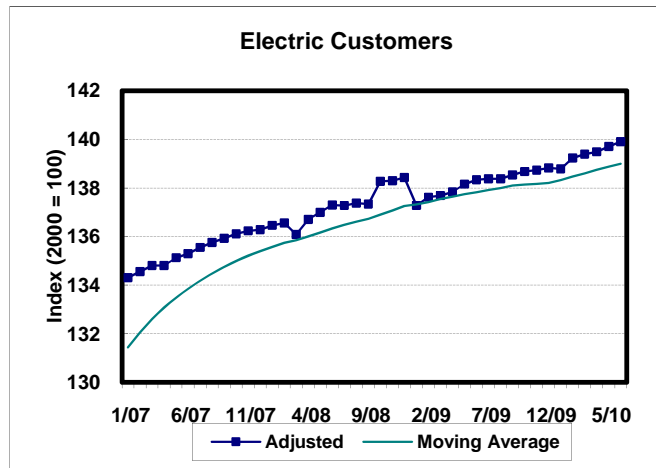
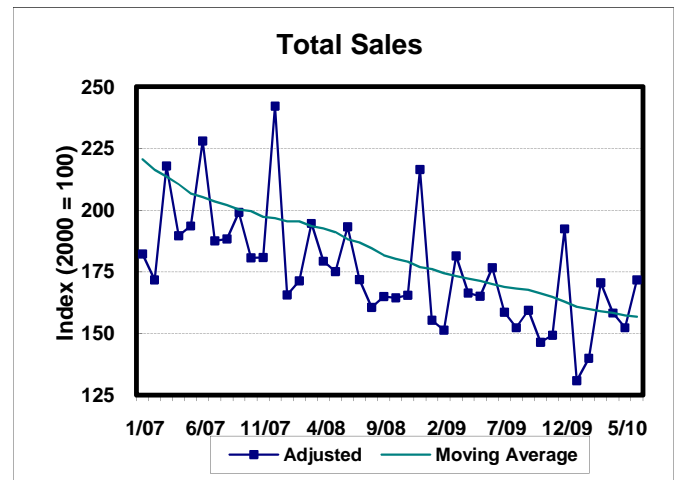
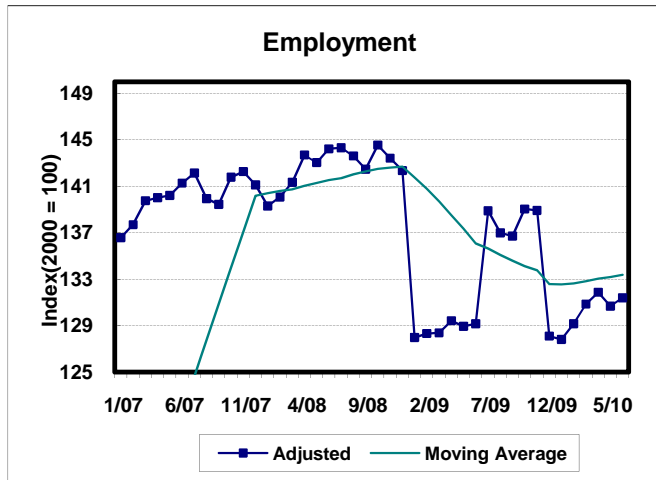
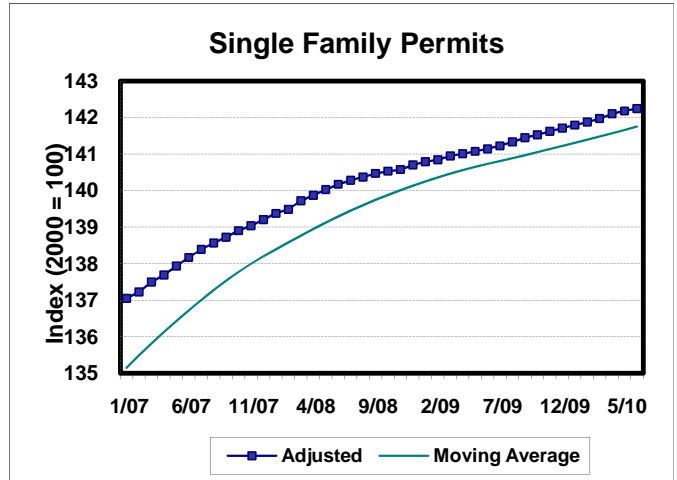
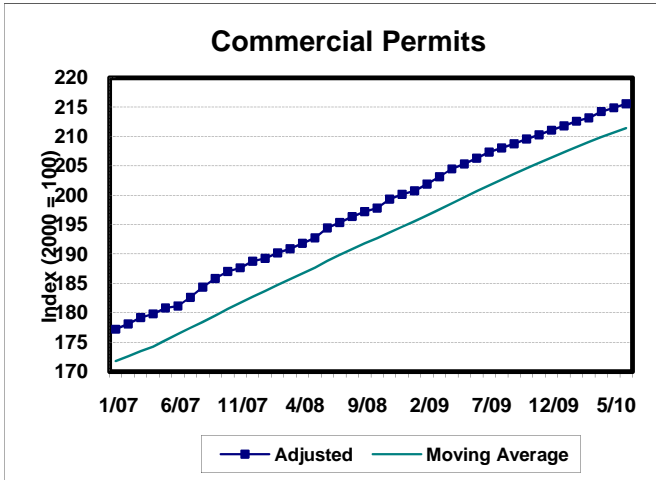
## Notes

The St. Tammany Parish Economic Growth Index is a measure of economic expansion comparing changes in five economic components over time thus, collectively, tracking changes and growth of the St. Tammany economy. Components used to develop the composite economic index include employment, single family building permits, Parish total sales (computed from parish sales tax), electric customers, and commercial building permits. Weighted ratios of each component are totaled to produce a composite index. For a look at the components comprising the composite index, see the back of this page.

## Quarterly Summary

St. Tammany's economy showed signs of improvement in the second quarter. 2Q10 composite index was ahead of same period last year by 0.7% while the 12-month index was -0.5% compared with 1Q10 12-month index of -1.0%. All five of the indices making up the composite index were ahead compared to the same indices in 2Q09. The 2Q10 improvement was due to improvements in total sales, up 5.1%, commercial permits, up 4.6%, employment, up 1.7%, electric customer count, up 1.2% and single family permits, up 0.8%. The improvement in the 2Q10 12-month index over the 1Q09 index was due largely to improvements in commercial permits, up 5.4%, electric customer count, up 0.9% and single family permits, up 0.7%. The employment component surpassed previous 12-month period but continued down by 2.0% in the 2Q10 12-month period. The employment component continues to show signs of improvement in the 12-month period albeit has some negative previous quarter over quarter numbers to overcome. Total sales also saw some improvement as the 2Q10 12-month index stood at -7.8% compared to the 2Q09 12-month period and the 1Q10 12-month period over 1Q09 12-month period. Consumers continue to worry about jobs and income. It appears that consumers in St. Tammany Parish have loosened their purse strings a little but not enough to begin a positive trend in sales. It will take several quarters of positive performances in sales and no more economic bad news thus causing consumers to remain in or return to the pessimism they are currently experiencing continuing optimism. In summary, the Parish economy continues on a sturdy footing. The components making up the composite index are, at least, pointing in a positive direction.

# St. Tammany Economy At A Glance



Sources: St. Tammany Sheriff's Office; St. Tammany Parish Permit Office, Washington-St. Tammany Electric Co-op, CLECO, Louisiana Department of Labor, and St. Tammany Parish Tourist and Convention Commission. The ST. TAMMANY ECONOMIC GROWTH INDEX is developed by John C. Borland, CCR, Director of Borland Econometrics and published quarterly by the St. Tammany Economic Development Foundation. Correspondence should be addressed to: 21489 Koop Drive, Suite 7, Mandeville, LA 70471. Telephone: (985) 809-7874. Web: [www.stedf.org](http://www.stedf.org). Copyright 2004. All rights reserved.