

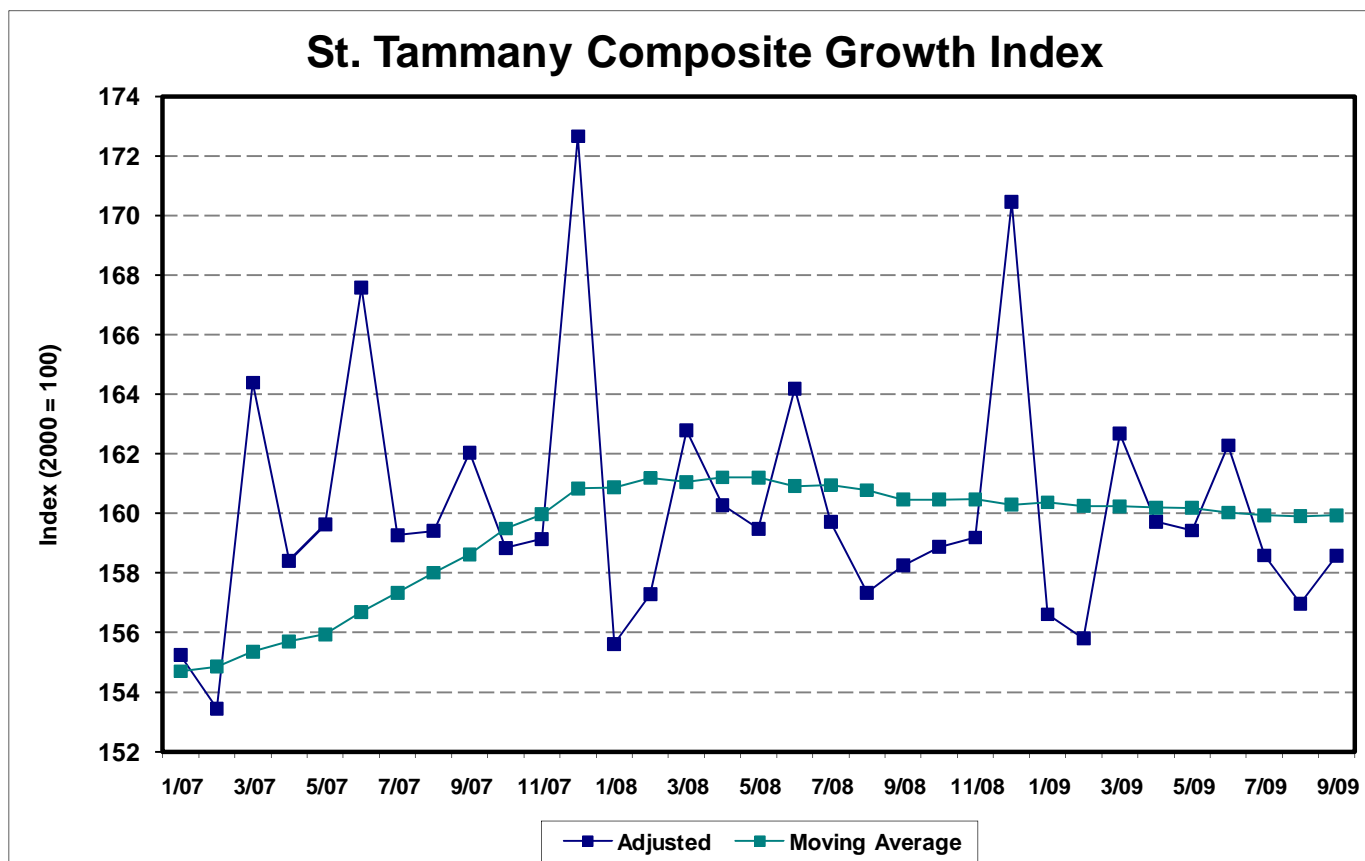
St. Tammany Economic Growth Index

St. Tammany Economic Development Foundation

21489 Koop Drive, Suite 7

Mandeville, LA 70471

(985) 809-7874



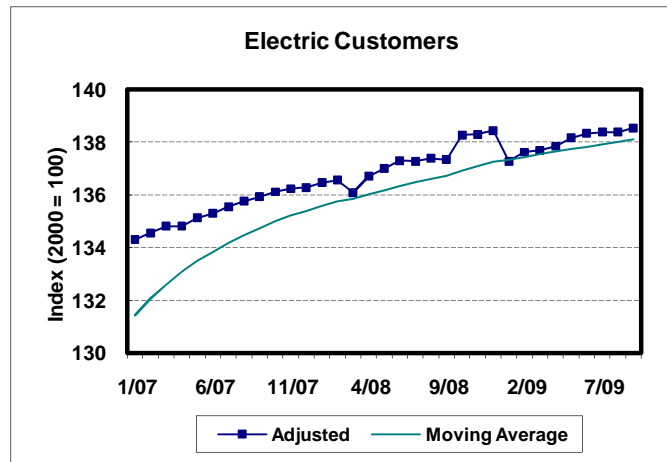
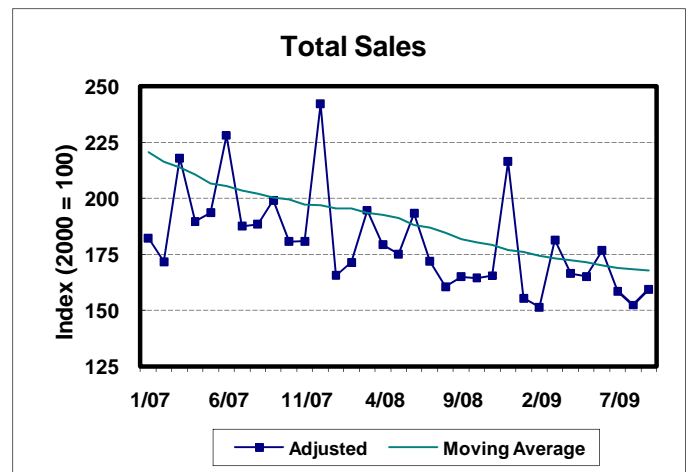
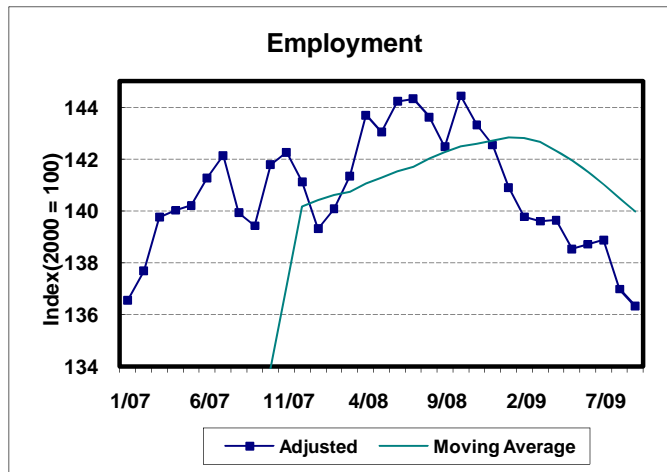
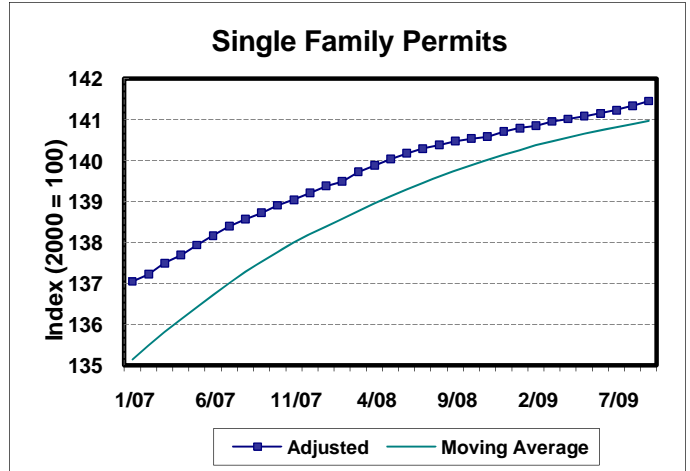
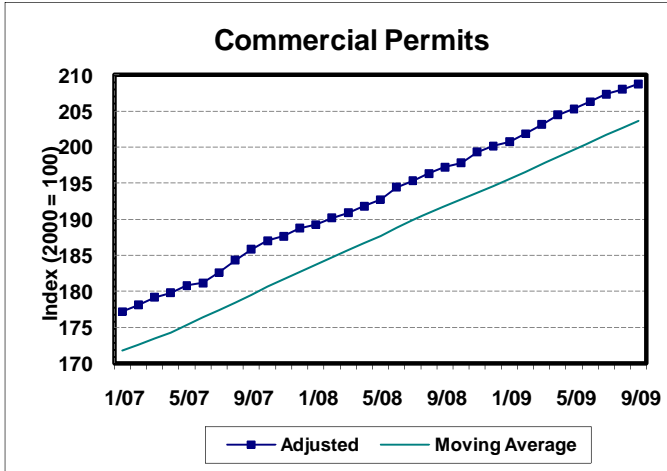
Notes

The St. Tammany Parish Economic Growth Index is a measure of economic expansion comparing changes in five economic components over time thus, collectively, tracking changes and growth of the St. Tammany economy. Components used to develop the composite economic index include employment, single family building permits, Parish total sales (computed from parish sales tax), electric customers, and commercial building permits. Weighted ratios of each component are totaled to produce a composite index. For a look at the components comprising the composite index, see the back of this page.

Quarterly Summary

The St. Tammany Parish economy is in a near neutral growth position. 3Q09 economic change compared to 3Q08 was -0.2%. The 12-month change was -0.3% compared to 3Q08. The Parish economy is posting a marginal no-growth performance in both the quarterly and 12-month comparisons with respective periods last year. In both the quarterly and 12-month periods, three of the five components making up the composite index were in a positive mode, including commercial building permits, electric customers, and single family building permits. The two indicators showing a negative mode include employment and retail sales. The three positive indicators and the two negative indicators pulled on each other to end up in nearly an economic growth standoff. Continued downturn in retail sales is more than likely due to the uneasiness consumers have about future employment and income issues. On the positive side, 3Q09 single family building permits registered the first quarter over quarter positive comparison since 4Q06. Electric customer count remains in positive territory with no change in growth rate (3Q09 compared with 3Q08 customer count). Based on strong commercial building permits in early 2009, this indicator remains in positive territory but current negative growth comparisons with last year could place future commercial building permits in the negative column. Weakness in commercial permits could be weighed down by the negative position of retail sales. Many commercial permits are for retail facilities which may be adversely impacted by negative retail sales. All things considered, the Parish economy's remains strong and the future bright.

St. Tammany Economy At A Glance



Sources: St. Tammany Sheriff's Office; St. Tammany Parish Permit Office, Washington-St. Tammany Electric Co-op, CLECO, Louisiana Department of Labor, and St. Tammany Parish Tourist and Convention Commission. The ST. TAMMANY ECONOMIC GROWTH INDEX is developed by John C. Borland, CCR, Director of Borland Econometrics and published quarterly by the St. Tammany Economic Development Foundation. Correspondence should be addressed to: 21489 Koop Drive, Suite 7, Mandeville, LA 70471. Telephone: (985) 809-7874. Web: www.stedf.org. Copyright 2004. All rights reserved.