

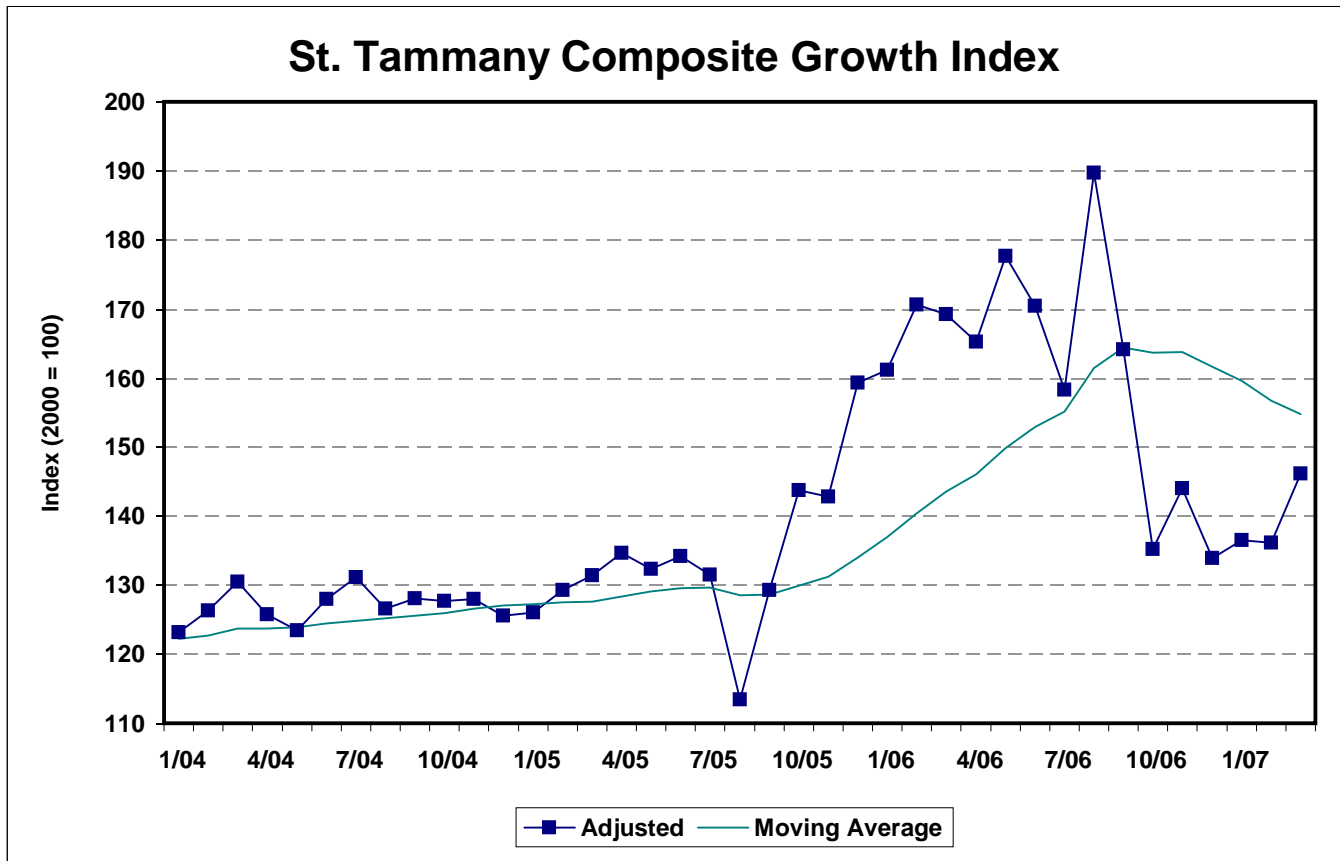
St. Tammany Economic Growth Index

St. Tammany Economic Development Foundation

21454 Koop Drive, Suite 2-E1

Mandeville. LA 70471

(985) 809-7874



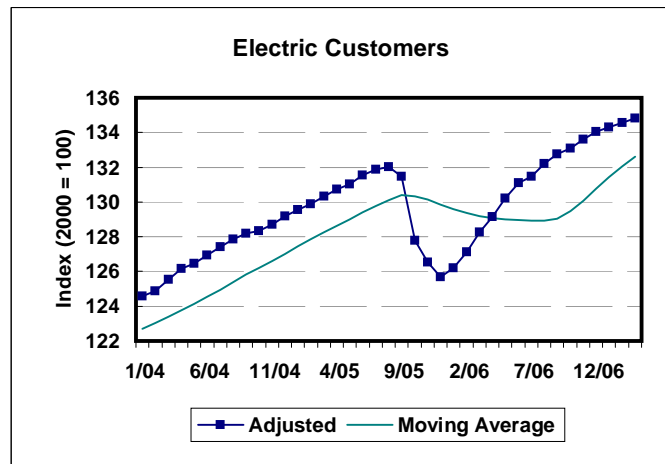
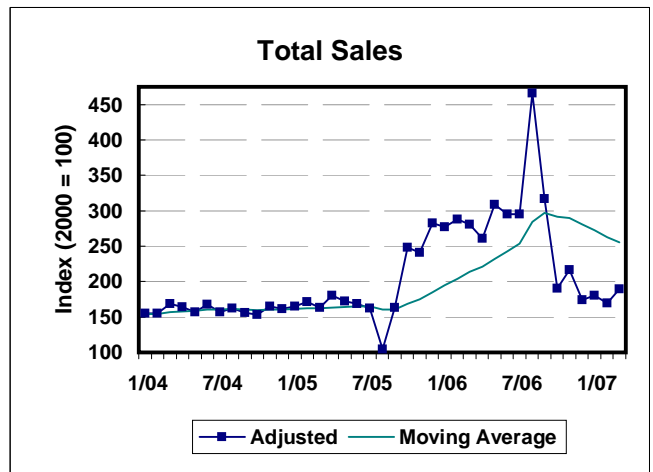
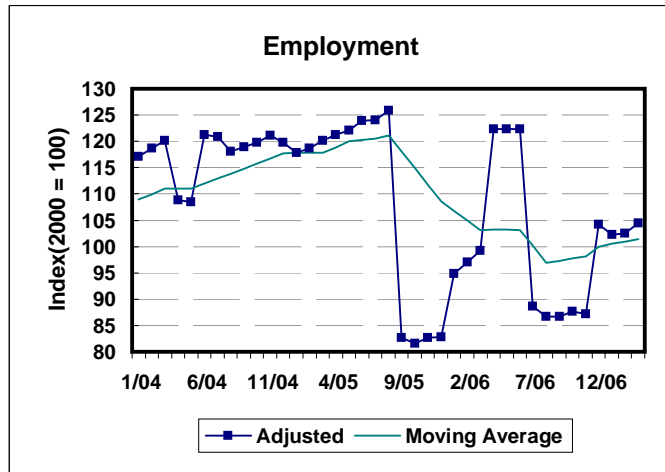
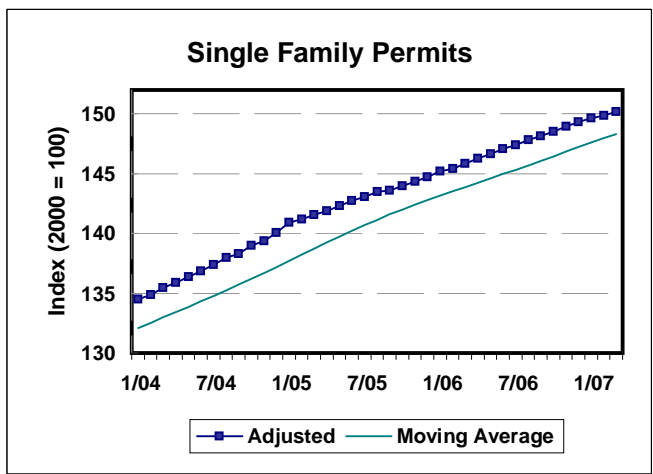
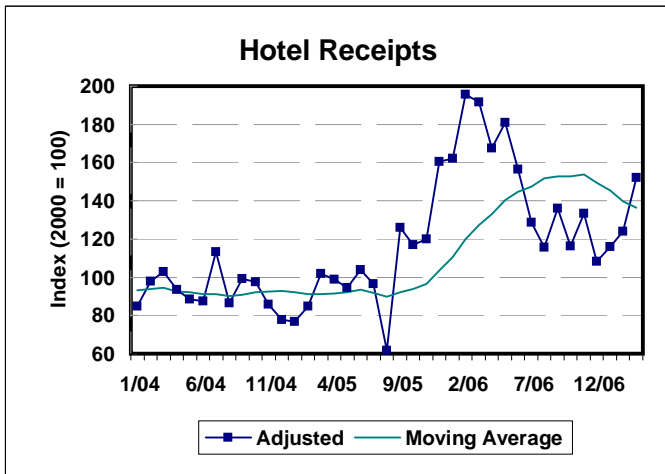
Notes

The St. Tammany Parish Business Index is an economic measure of economic expansion comparing changes in several economic components over time and, collectively, tracking changes and growth of the St. Tammany economy. Components used to develop the composite economic index include employment, single family building permits, Parish total sales (computed from parish sales tax), electric customers, and hotel receipts. Weighted ratios are totaled to produce a composite index. For a glance of the components comprising the composite index, see the back of this page.

Quarterly Summary

Parish twelve-month economic expansion through 1Q07 shows a 7.9% gain. Quarter over quarter comparison indicates a decline of 13.6%. The main reason for this decline is not that the economy has declined. Quite the opposite. The 1Q07 comparison with 1Q06 is like comparing apples with oranges. 1Q06 was one of several recovery quarters after hurricane Katrina which experienced abnormally high total sales and housing sales. 1Q07 is past the critical recovery period and is in the period of stabilization where new levels for most components are being established. When 1Q07 component levels are compared to 1Q05 components, with exception of employment, growth is significant. As an example, 1Q07 sales compared with 1Q05 sales results in an increase of 30%. This is an example of establishing a new platform sales level into future months and years. Contributors to the twelve-month growth were sales, up 19.3%; hotel receipts, up 7.0%; single family permits, up 3.1%; and electric customer count, up 2.7%. The employment component is under going updates from through the 1Q07. In the updating process there was a period when there was no reporting of employment for St. Tammany Parish several months after the hurricane. It will take several months to bring normalcy to employment comparisons. In summary, the Parish economy appears to be performing very smoothly.

St. Tammany Economy At A Glance



Sources: St. Tammany Sheriff's Office; St. Tammany Parish, Slidell and Mandeville Building Permit Offices; Washington-St. Tammany Electric Co-Op; Louisiana Department of Labor; and St. Tammany Parish Tourist and Convention Commission.

The ST. TAMMANY ECONOMIC GROWTH INDEX is developed by John C. Borland, CCR, Director of Borland Econometrics and published quarterly by the St. Tammany Economic Development Foundation. Correspondence should be addressed to: 21454 Koop Drive, Suite 2-E1, Mandeville, LA 70471. Telephone: (985) 809-7874. Web: www.stedf.org. Copyright 2004. All rights reserved.