

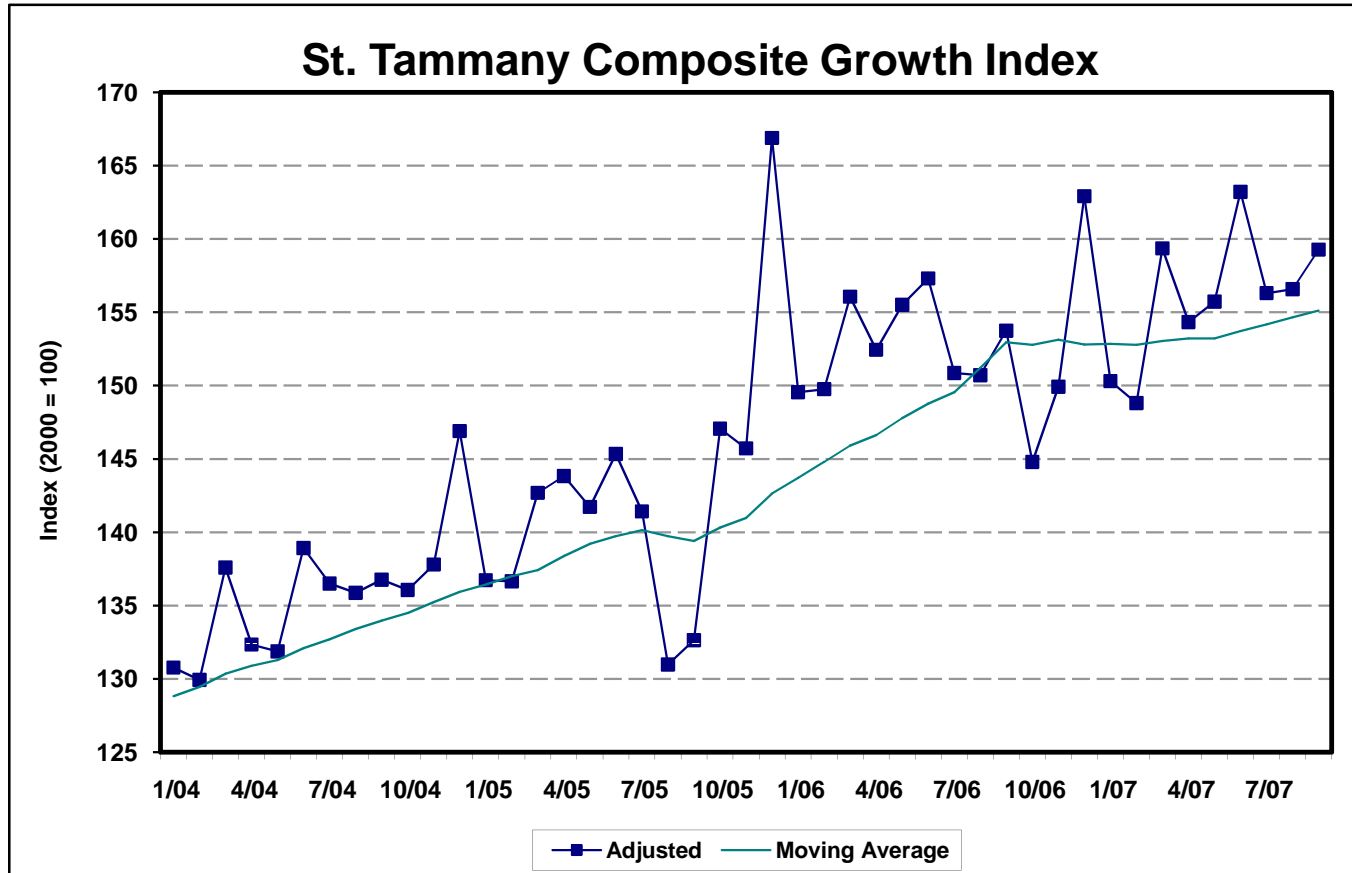
St. Tammany Economic Growth Index

St. Tammany Economic Development Foundation

21489 Koop Drive, Suite 7

Mandeville, LA 70471

(985) 809-7874



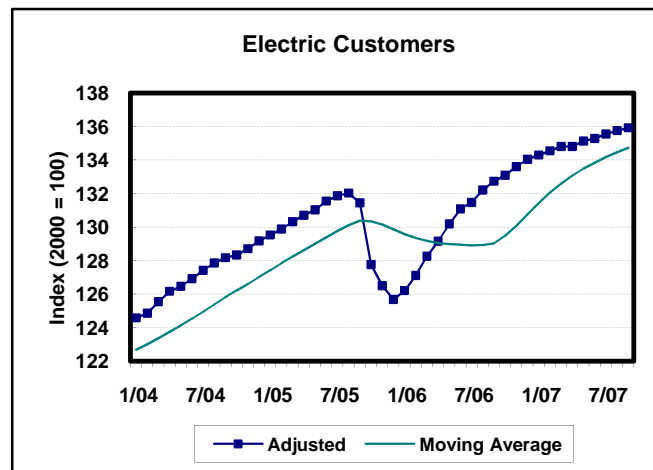
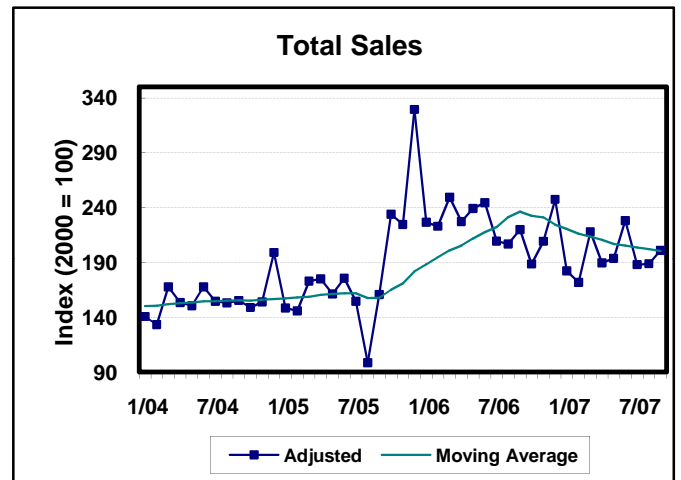
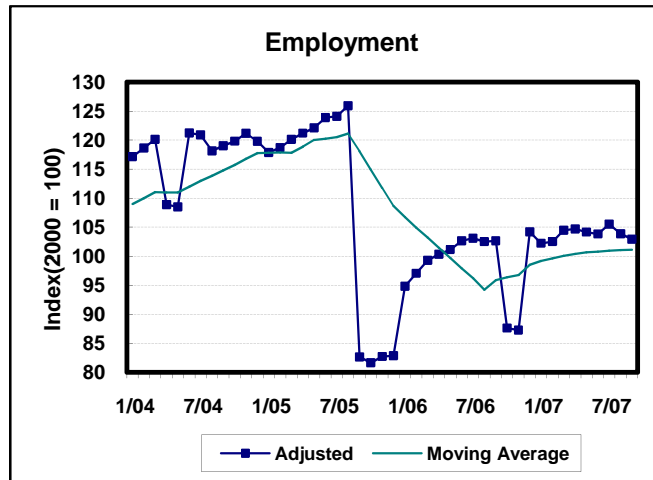
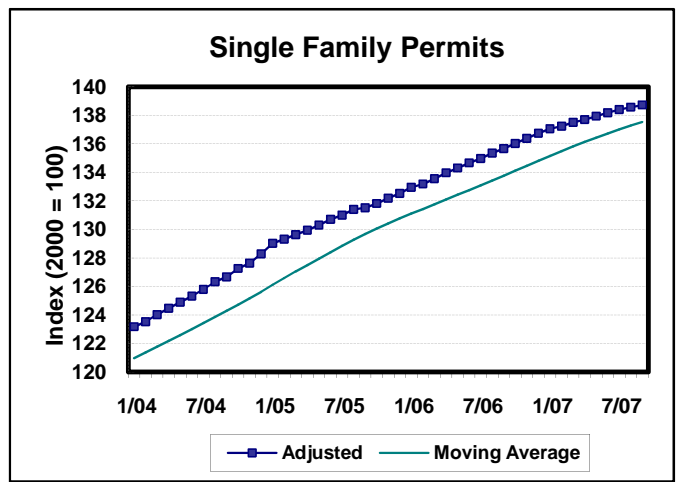
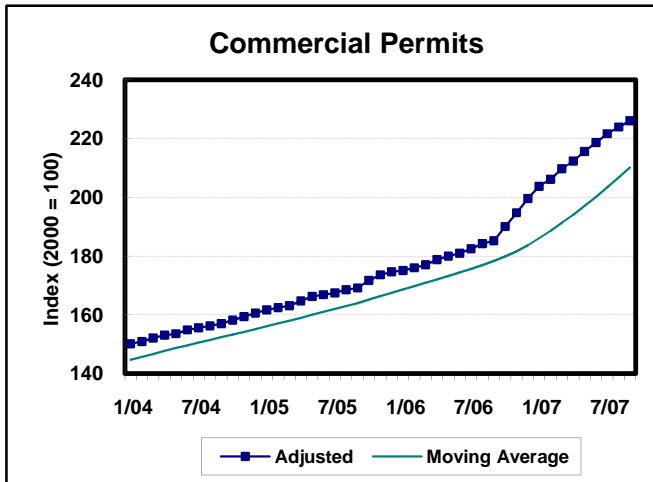
Notes

The St. Tammany Parish Economic Growth Index is an economic measure of economic expansion comparing changes in several economic components over time and, collectively, tracking changes and growth of the St. Tammany economy. Components used to develop the composite economic index include employment, single-family building permits, Parish total sales (computed from parish sales tax), electric customers, and commercial permits. Commercial permits replaced hotel receipts and becomes one of the components making up the composite index. Commercial permits are an important component when assessing economic expansion. Weighted ratios of each component are totaled to produce a composite index. For a look at the components comprising the composite index, see the back of this page.

Quarterly Summary

The St. Tammany Parish economy seems to have released itself from the influence of the post-Katrina period. The third quarter was up 3.7% compared with the third quarter 2006 while the twelve-month comparison was up 1.4%. The 3Q07 over 3Q06 comparison has returned to an apples versus apples comparison. 3Q06 and 3Q07 comparison seems to be the first quarter-over-quarter comparison not influenced by the post-Katrina period. While 3Q07 was a somewhat moderate improvement over 3Q06, it may be the signal for a larger-quarter-over quarter comparisons in in the near future. In 3Q07 several composite components appear to have established normal growth patterns including employment, electric customers, commercial permits and single-family building permits. These components have 12-month growth rates of 5.4%, 4.4%, 17.9% and 2.8%, respectively. Noticeably, the 12-month trend line for total sales is establishing a statistical bottom and is likely to improve in coming months. With all the positive economic activity that occurred in the last several months of 2007, Parish economic growth continues in an expansion mode while the strength of the growth is maintained at a steady pace.

St. Tammany Economy At A Glance



Sources: St. Tammany Sheriff's Office; St. Tammany Parish Permit Office, Washington-St. Tammany Electric Co-op, CLECO, Louisiana Department of Labor, and St. Tammany Parish Tourist and Convention Commission.

The ST. TAMMANY ECONOMIC GROWTH INDEX is developed by John C. Borland, CCR, Director of Borland Econometrics and published quarterly by the St. Tammany Economic Development Foundation. Correspondence should be addressed to: 21489 Koop Drive, Suite 7, Mandeville, LA 70471. Telephone: (985) 809-7874. Web: www.stedf.org. Copyright 2004. All rights reserved.