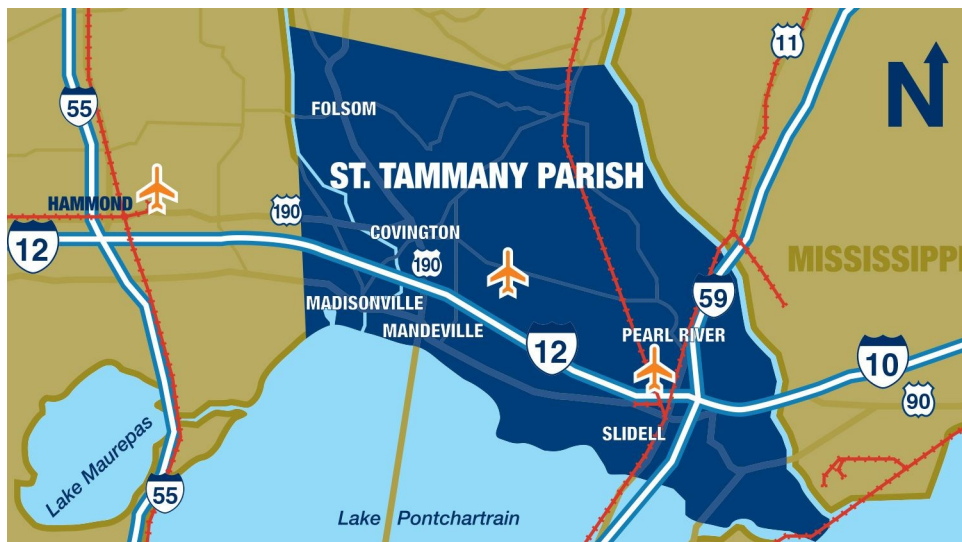


St. Tammany Parish Profile



2015 - 2016

St. Tammany Parish Profile

Government

Parish Seat: Covington

Form of Government: President-Council

Population

	Parish	Growth	State	Growth
1980	110,869		4,205,900	
1990	144,508	30.3%	4,221,826	0.4%
2000	191,268	32.4%	4,468,976	5.9%
2010	233,740	22.2%	4,533,372	1.4%
2016 (est.)	250,504	7.2%	4,685,422	3.4%

Source: U.S. Census, The Nielsen Company

Income

	Median Family Income	Change
1980	\$21,870	
1990	\$35,033	60.2%
2000	\$55,346	58.0%
2010	\$60,866	10.0%
2016 (est.)	\$64,342	5.7%

Source: U.S. Census, The Nielsen Company

Professional, Scientific, and Technical Establishments

NAICS	Service Type	Jobs	Establishments
5411	Legal	779	283
5412	Accounting & payroll	696	133
5413	Architecture & engineering	774	150
5414	Specialized design	88	22
5415	Computer systems design	520	150
5416	Management, scientific and technical consulting	583	203
5417	Scientific R & D	51	18
5418	Advertising & public relations	185	40
5419	Other	789	118
Total:		4,466	1,117
Total All Establishments:		89,147	7,660

Source: EMSI

Taxes

Average parish base millage rate: 145-155 (2015)

Residential property is assessed at 10% of fair market value with a \$7,500 homestead exemption. Land is assessed at 10% and other classes of property are assessed at 15% of value.

Estimated Total Sales (2015): 4,643,600,000

Health Care

Acute Care Hospitals (2015)	10
Number Licensed Beds (2015)	1,081
Physicians (2015)	779
Dentists (2015)	197

Source: LA Board of Medical Examiners, LA Dentistry Board, LA Department of Health and Hospitals

Labor Force

	Dec.	Dec.	Dec.	Dec.
Civilian	112,262	114,402	115,413	111,699
Employed	107,394	110,109	108,860	107,045
Unemployed	4,868	4,293	6,553	4,654
%	4.3%	3.8%	5.7%	4.2%
State %	5.5%	4.7%	6.5%	5.0%

Source: Louisiana Workforce Commission

Public Education

	2016-2017
Enrollment	38,439
Certified Teachers (%)	100%
Average Class Size, Grades 4-12	22.1
Teachers with Master's or higher (%)	51%
District Performance Score	104.1
District Grade by LA Dept. of Ed.	A
Rank in LA Districts with 25,000+ Students	#1
Wireless Schools (%)	100%
Internet Accessible Classrooms (%)	100%
Students Dual-Enrolled in College or University Courses	~2,000

Source: St. Tammany Parish Public Schools 2016-2017 Quick Facts

Colleges & Universities

	Within 50 miles
Public four-year	4
Private four-year	8
Technical and two-year colleges	23

Source: Niche.com

ACT Scores

	2012	2013	2014	2015
St. Tammany	21.9	21.1	21.5	21.5
Louisiana	20.3	19.5	19.2	19.4
United States	21.1	20.9	21.0	21.0

Source: St. Tammany Parish School Board

Average Annual Wages

Employment Sector	2012	2013	2014	2015
Ag., forestry, fish.	\$31,054	\$30,917	\$32,058	\$30,000
Mining	\$154,713	\$151,816	\$151,789	\$152,894
Utilities	\$58,961	\$58,765	\$59,973	\$62,414
Construction	\$45,082	\$45,346	\$46,874	\$52,403
Manufacturing	\$53,913	\$55,212	\$55,893	\$56,894
Wholesale trade	\$74,698	\$79,241	\$76,722	\$79,834
Retail trade	\$25,257	\$25,936	\$25,563	\$26,469
Trans. & warehousing	\$61,074	\$65,944	\$63,039	\$69,731
Information	\$53,474	\$54,553	\$53,541	\$52,901
Finance & insurance	\$62,098	\$62,829	\$64,590	\$67,817
Real estate, rent, leasing	\$36,958	\$38,742	\$42,119	\$41,611
Professional & technical	\$57,598	\$60,699	\$62,354	\$64,415
Mgmt. & enterprise	\$66,513	\$73,814	\$78,071	\$79,651
Administrative & waste	\$32,825	\$34,023	\$35,564	\$39,449
Education services	\$43,075	\$40,204	\$40,474	\$40,151
Health & social asst.	\$40,099	\$42,961	\$45,335	\$46,136
Arts, ent. & rec.	\$17,834	\$18,000	\$17,838	\$17,792
Accom. & food service	\$14,526	\$14,827	\$15,420	\$15,926
Other services	\$25,904	\$26,372	\$28,485	\$29,782
Public administration	\$42,867	\$42,870	\$44,444	\$45,749
Average:	\$41,173	\$42,438	\$43,423	\$44,700
Change:		3.1%	2.3%	2.9%
State Average	\$43,153	\$43,797	\$42,829	\$42,677
Change:		1.5%	-2.2%	-0.4%

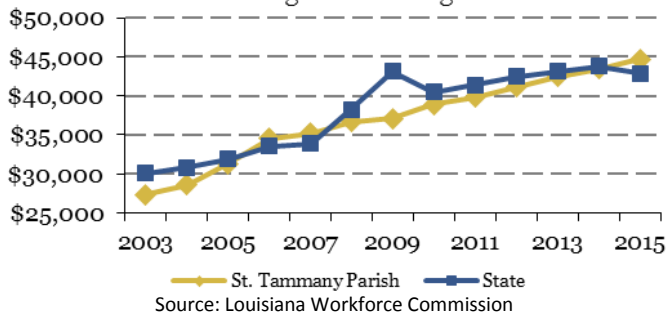
Source: Louisiana Workforce Commission

Employment*

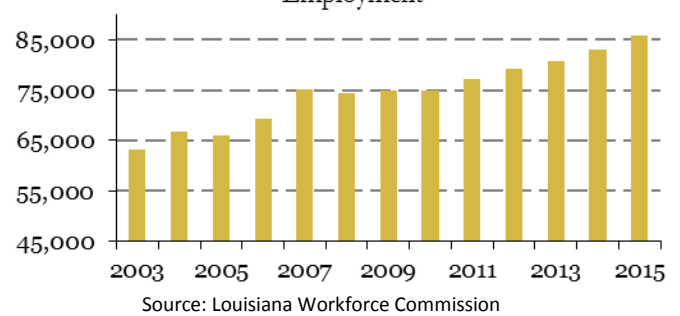
Employment Sector	2012	2013	2014	2015
Ag., forestry, fish.	96	109	130	146
Mining	1,371	1,503	1,810	1,649
Utilities	349	342	344	378
Construction	4,763	4,604	4,973	5,315
Manufacturing	3,355	3,761	3,799	3,776
Wholesale trade	3,461	3,455	3,723	3,627
Retail trade	12,144	12,727	13,192	13,496
Trans. & Warehousing	2,340	2,490	1,900	2,406
Information	959	1,002	988	952
Finance & insurance	2,600	2,695	2,816	2,859
Real estate, rent, leasing	907	947	982	910
Professional & technical	4,138	4,189	4,329	4,584
Mgmt. & enterprise	1,105	1,158	1,197	1,286
Administrative & waste	3,767	3,644	3,663	3,920
Education services	7,257	7,157	7,160	7,311
Health & social asst.	14,450	14,294	14,761	15,395
Arts, ent. & rec.	1,487	1,408	1,559	1,695
Accom. & food service	9,601	9,870	10,395	10,782
Other services	2,070	2,191	2,198	2,261
Public administration	3,186	3,168	3,143	3,150
Total:	79,406	80,804	83,062	85,898
Change:		1.8%	2.8%	3.4%
State Employment	1,860,936	1,880,455	1,922,947	1,929,817
Change:		1.0%	2.3%	0.4%

Source: Louisiana Workforce Commission

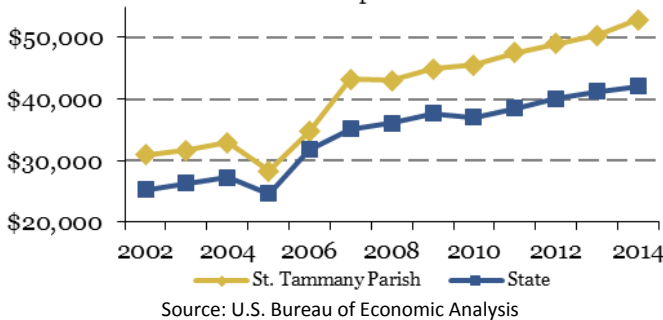
Average Annual Wages*



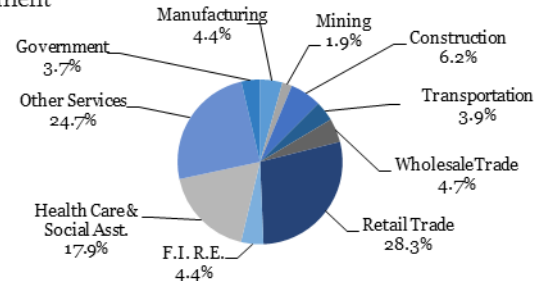
Employment*



Per Capita Income



Employment*



*Covered wages and employment

St. Tammany Parish Profile is prepared by John C. Borland, Director Borland Econometrics and published by the St. Tammany Economic Development Foundation.

Populations

City of Slidell

	Population	Growth
2000	25,695	6.5%
2010	27,068	5.3%
2016 (est.)	28,094	3.8%

City of Mandeville

	Population	Growth
2000	10,489	40.3%
2010	11,560	10.2%
2016 (est.)	13,128	13.7%

City of Covington

	Population	Growth
2000	8,483	10.3%
2010	8,765	3.3%
2016 (est.)	9,780	11.6%

City of Abita Springs

	Population	Growth
2000	1,957	51.0%
2010	2,365	20.8%
2016 (est.)	2,546	7.7%

Source: U.S. Census, The Nielsen Company

Note: U.S. Census did not estimate individual town/city populations after 2010.

Large Employers

Employer	Location	Employees (est.)	NAICS Description
St. Tammany Parish Hospital	Covington	1500	General Medical & Surgical Hospitals
Slidell Memorial Hospital	Slidell	982	General Medical & Surgical Hospitals
Lakeview Regional Medical Center	Covington	900	General Medical & Surgical Hospitals
Ochsner Medical Center North Shore	Slidell	600	General Medical & Surgical Hospitals
Chevron Production	Covington	550	Crude Petroleum & Natural Gas Extraction
Textron Marine & Land Systems	Slidell	537	Military Armored Vehicle, Tank, & Tank Component Manufacturing
Greenbrier Hospital	Covington	500	Psychiatric & Substance Abuse Hospitals
Gilsbar	Covington	462	Third Party Administration of Insurance & Pension Funds
FARA, F. A. Richard & Associates	Mandeville	370	Third Party Administration of Insurance & Pension Funds
Louisiana Heart Hospital	Lacombe	350	General Medical & Surgical Hospitals
Ochsner Clinic Foundation Northshore	Parish-wide	302	General Medical & Surgical Hospitals
Tulane National Primate Research Center	Covington	280	Research & Development in Biotechnology
Associated Wholesale Grocers, Inc.	Pearl River	280	General Line Grocery Merchant Wholesalers
Cross Gates Athletic Club	Slidell	275	Civil & Social Organizations
Pelican Athletic Club	Mandeville	250	Civil & Social Organizations
Florida Marine Transporters	Mandeville	227	Inland Water Freight Transportation
SCP Distributors LLC	Covington	226	Sporting & Recreational Goods & Supplies Merchant Wholesalers
Express Personnel Services	Covington	219	Temporary Help Services
Franco's Athletic Club	Mandeville	200	Civil & Social Organizations
POOLCORP	Covington	200	Sporting & Recreational Goods & Supplies Merchant Wholesalers
Rooms To Go Distribution Center	Pearl River	187	Other Miscellaneous Durable Goods Merchant Wholesalers
PEC Safety/Premier Safety Management	Mandeville	167	Professional & Management Development Training
Trinity Neurologic Rehabilitation Center	Slidell	160	Vocational Rehabilitation Services
Zen-Noh Grain Corp/CGB Enterprises	Covington	150	Farm Product Warehousing & Storage
Champagne Beverage	Madisonville	137	Beer & Ale Merchant Wholesalers
Diversified Foods & Seasonings	Covington	136	Frozen Specialty Food Manufacturing
Northshore Specialty Hospital	Covington	125	General Medical & Surgical Hospitals

Sources: STEDF, ReferenceUSA, *New Orleans CityBusiness Book of Lists*.

Note: does not include governmental offices, schools or school boards, law enforcement entities, fire departments, retailers, or restaurants.